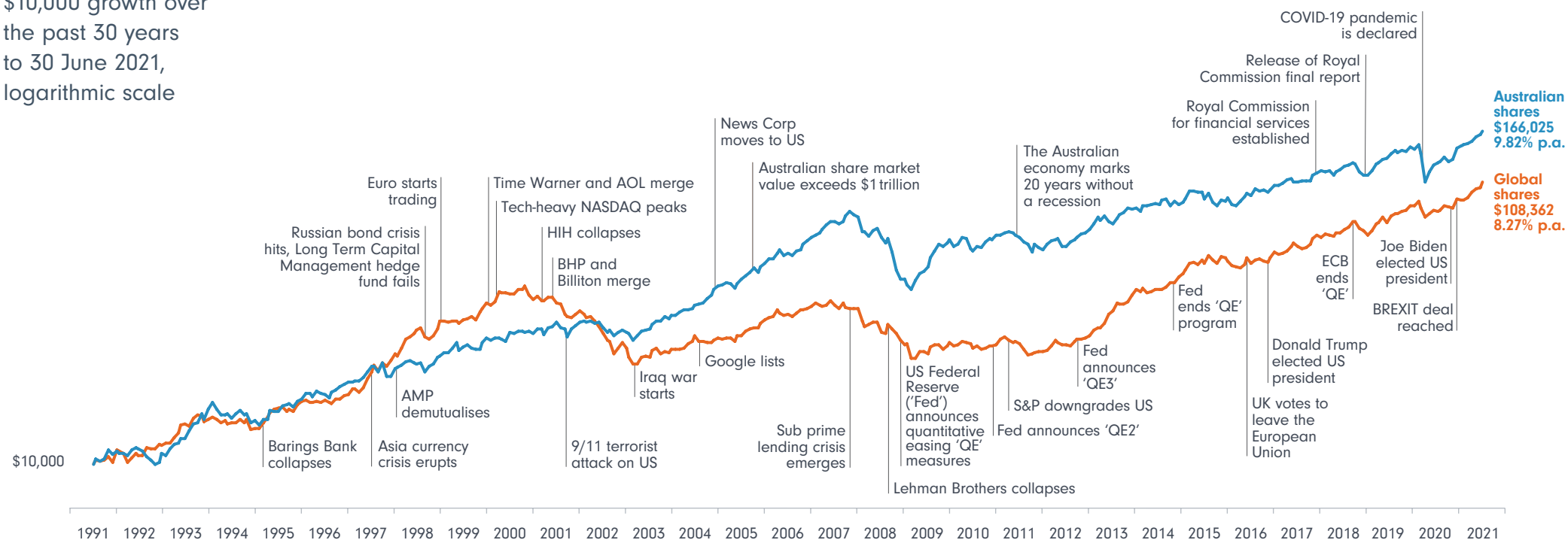


30 years in Australian and global shares

June 1991 – June 2021

\$10,000 growth over
the past 30 years
to 30 June 2021,
logarithmic scale

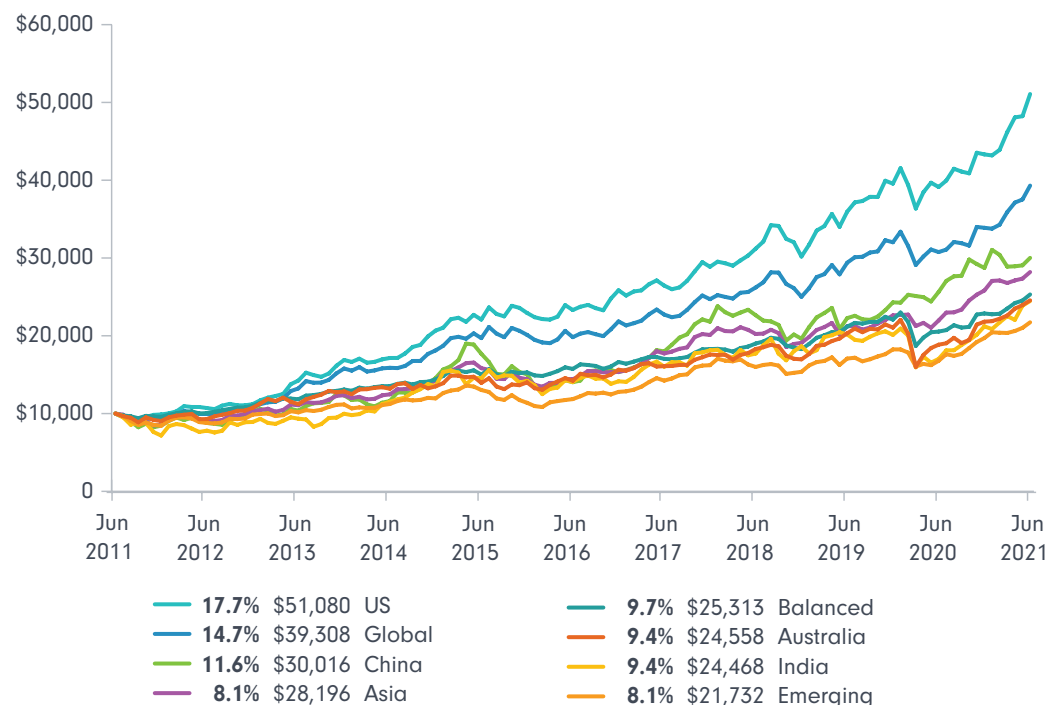


Source: Bloomberg. All returns shown are in AUD terms (assuming currency exposure is unhedged) and assumes dividends are reinvested. Returns are average annual returns over the periods shown. Indices used are: Australian shares: S&P/ASX 200 All Ordinaries TR, Global shares: MSCI All Country World Index NR. NR: NR at the end of the benchmark name indicates the return is calculated including reinvesting net dividends. The dividend is reinvested after deduction of withholding tax, applying the withholding tax rate to non-resident individuals who do not benefit from double taxation treaties. In the Australian and global shares chart, a semi logarithmic scale has been used to show the proportionate importance of fluctuations over the period. The base of the semi logarithmic scale is 8. Index performance does not take account of management costs, operational and transactional costs or tax. Index performance does not reflect the performance of any individual portfolio of stocks. Please remember past performance is not a guide to the future. Investments in overseas markets can be affected by currency exchange and this may affect the value of your investment.

Selected share markets over the past 10 years

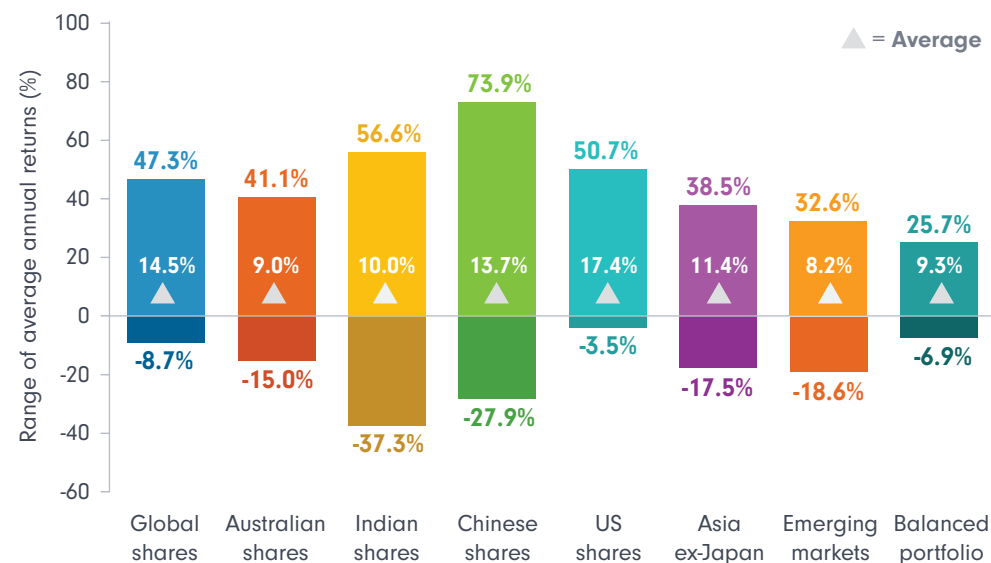
Regional share markets

\$10,000 growth over the past 10 years to 30 June 2021



Range of one year returns

Over the past 10 years to 30 June 2021



[fidelity.com.au](https://www.fidelity.com.au)



Source: Bloomberg. All returns shown are in AUD terms (assuming currency exposure is unhedged) and assumes dividends are reinvested. Returns are average annual returns over the periods shown. Indices used are: Australian shares: S&P/ASX 200 All Ordinaries TR, Global shares: MSCI All Country World Index NR, Indian shares: MSCI India Index NR, Chinese shares: MSCI China Index NR, US shares: MSCI North America Index NR, Asia ex-Japan shares: MSCI Asia ex-Japan Index NR, Balanced portfolio: 70% growth assets (40% S&P/ASX 200 All Ordinaries TR, 22% MSCI All Country World Index NR, 8% S&P/ASX 300 Property Index Trust), 30% income assets (20% UBS AU Composite All Maturities Index, 5% Barclays Capital Global Aggregate Index, 5% UBS Bank Bill All Maturities Index). NR: NR at the end of the benchmark name indicates the return is calculated including reinvesting net dividends. The dividend is reinvested after deduction of withholding tax, applying the withholding tax rate to non-resident individuals who do not benefit from double taxation treaties. Index performance does not take account of management costs, operational and transactional costs or tax. Index performance does not reflect the performance of any individual portfolio of stocks. Please remember past performance is not a guide to the future. Investments in overseas markets can be affected by currency exchange and this may affect the value of your investment. Investments in small emerging markets can be more volatile than investments in developed markets.

This document is issued by FIL Responsible Entity (Australia) Limited ABN 33 148 059 009, AFSL No. 409340 ('Fidelity Australia'). Fidelity Australia is a member of the FIL Limited group of companies commonly known as Fidelity International. **This document is intended for use by advisers and wholesale investors. Retail investors should not rely on any information in this document without first seeking advice from their financial adviser.** This document has been prepared without taking into account your objectives, financial situation or needs. You should consider these matters before acting on the information. You also should consider the Product Disclosure Statements ('PDS') for respective Fidelity products before making a decision whether to acquire or hold the product. The relevant PDS can be obtained by contacting Fidelity Australia on 1800 119 270 or by downloading from our website at www.fidelity.com.au. The issuer of Fidelity's managed investment schemes is FIL Responsible Entity (Australia) Limited ABN 33 148 059 009. Details about Fidelity Australia's provision of financial services to retail clients are set out in our Financial Services Guide, a copy of which can be downloaded from our website at www.fidelity.com.au. © 2021 FIL Responsible Entity (Australia) Limited. Fidelity, Fidelity International and the Fidelity International logo and F symbol are trademarks of FIL Limited.